

---

# Konvektor TS, Plint

## GoGetNo : 6984

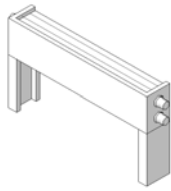
---

Drawing Specification of Konvektor TS, Plint

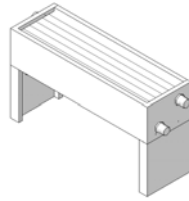
- ❖ Family with single view of 3D with variation elevation detail
  
- ❖ 1 Sub Families :
  - Tapping Bosses (inside of Mechanical Equipment)
  
- ❖ 12 Family types :
  1. TX 0711
  2. TX 0720
  3. TX 0730
  4. TX 1411
  5. TX 1420
  6. TX 1430
  7. TX 2111
  8. TX 2120
  9. TX 2130
  10. TX 2811
  11. TX 2820
  12. TX 2830

---

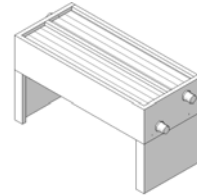
I. Family Variation



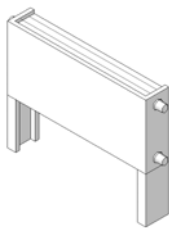
TX 0711



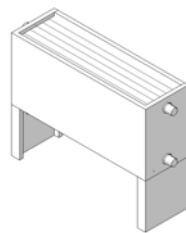
TX 0720



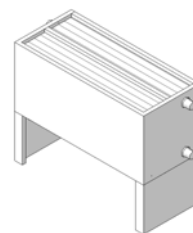
TX 0730



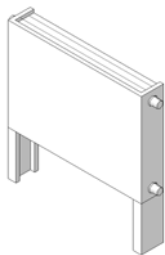
TX 1411



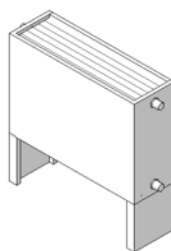
TX 1420



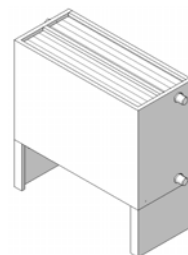
TX 1430



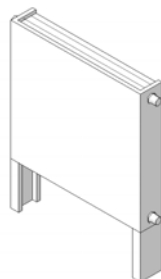
TX 2111



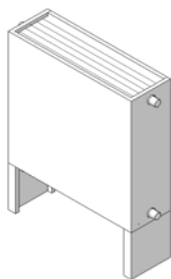
TX 2120



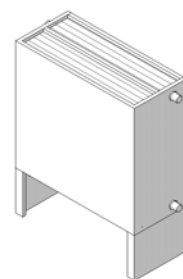
TX 2130



TX 2811



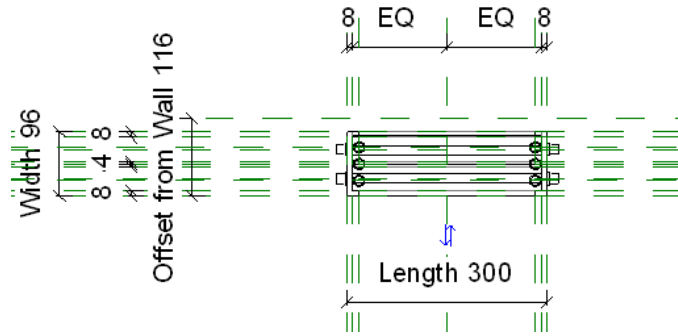
TX 2820



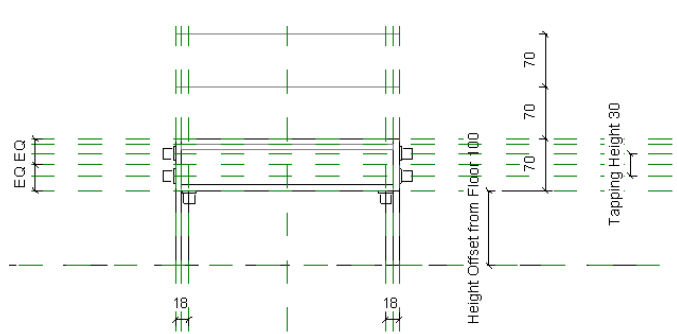
TX 2830

**Figure 01**  
Variation of the family types

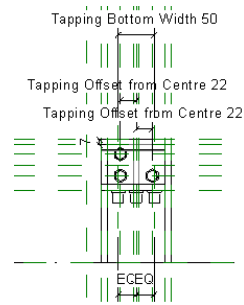
## II. Family Parameter and Code



Main Family  
Plan Reference



Main family  
Front Elevation Reference



Main Family  
Side Elevation Reference

**Figure 02**  
Main Family Drawing Reference

**Family Types**

Name: TX 0720

Parameter	Value	Formula
<b>Graphics</b>		
Horizontal Line	<input type="checkbox"/>	= Height > 70 mm
Horizontal Line 2	<input type="checkbox"/>	= Height > 140 mm
Add Grill	<input checked="" type="checkbox"/>	=
<b>Materials and Finishes</b>		
Heater	RAL 9016	=
Grill	Grill	=
<b>Electrical - Loads</b>		
<b>Dimensions</b>		
Width	96.0	=
Offset from Wall	116.0	= if(Width = 50 mm, 67 mm, if(Width = 96
Height Offset from Floor	100.0	=
Length	300.0	=
Height	70.0	=
<b>Identity Data</b>		
URL	http://www.meinertz.com	=
Model	TX 0720	=
Manufacturer	Meinertz	= "Meinertz"
Keynote	TX 0720	=
GoGetNo	6984	= 6984
Type Comments		=
Description		=
Assembly Code		=
Cost		=
<b>Electrical</b>		
Voltage		=
Wattage		=
<b>Other</b>		
Tapping Bottom Width	50.0	= if(Width = 132 mm, 85 mm, 50 mm)
Tapping Offset from Centre	22.0	= if(and(Width = 96 mm, Height = 70 mm)
Tapping Height	30.0	= Height - 40 mm
Tapping Dim	15.0	=
Tapping Depth	17.0	=
Tapping Bottom 2	<input checked="" type="checkbox"/>	= (Width > 50 mm)
Tapping Bottom	<input type="checkbox"/>	= not(Tapping Bottom 2)
Tapping 2	<input type="checkbox"/>	= and(Width = 132 mm, Height > 70 mm)
Tapping 1	<input checked="" type="checkbox"/>	= not(Tapping 2)
Grill 2	<input type="checkbox"/>	= and(Width = 132 mm, Add Grill)
Grill 1	<input checked="" type="checkbox"/>	= and(not(Grill 2), Add Grill)
Body	<input checked="" type="checkbox"/>	= or(Width = 96 mm, or(Width = 132 mm)

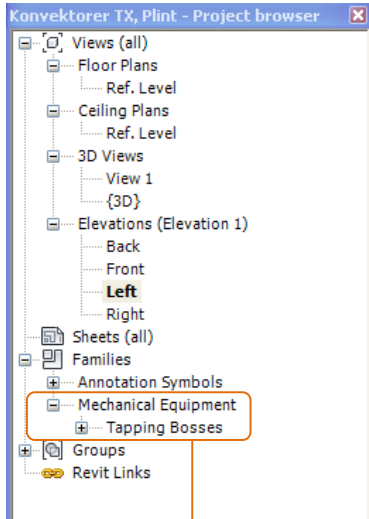
Family Types: New..., Rename..., Delete

Parameters: Add..., Modify..., Remove

OK Cancel Apply Help

**Figure 03**  
Parameter Reference Code

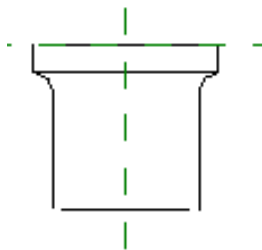
### III. Sub Family



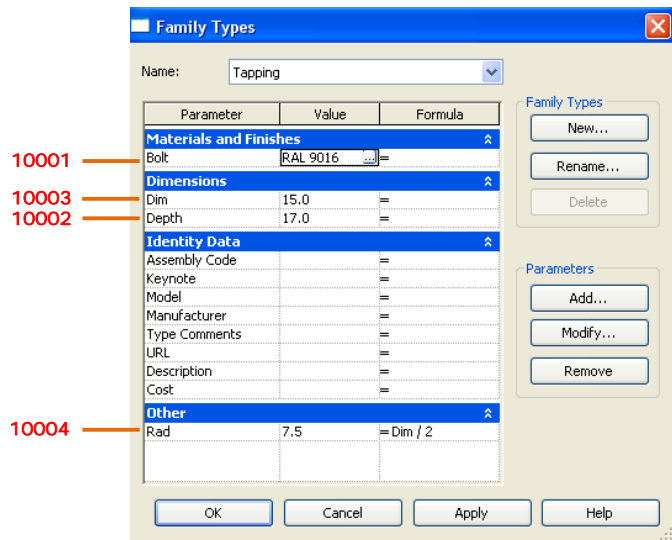
Sub family (Tapping Bosses)

Main Family

Sub Family



Sub family plan



Sub family Parameter

Figure 04

“Tapping Bosses” Sub family